



Battery Sizing, Information, and Cross Reference

1. What are the common battery sizes?

Hearing aid batteries come in 4 common sizes. They are 10, 13, 312 and 675. To identify the size, most manufacturers use an industry standard color code on their zinc air tabs and packaging. Yellow for Size 10, Brown for Size 312, Orange for Size 13 and Blue for Size 675.

Color Coding System



Manufacturers often place letters before or after the battery size to designate their factory reorder number. For instance, 13A or R13ZA are both size 13 batteries.

2. Are batteries interchangeable among manufacturers?

Manufacturers have different battery quality and performance; however the battery dimensions are standardized within the industry. For instance, a size 13 battery across manufacturers should fit in your hearing aid. Just match the size designated by the color code above.

3. How long will my batteries last?

Battery life is determined by the type and amplification of your hearing aid as well as the hours you wear your hearing aid. Your hearing care professional can tell you the battery life you can expect.

4. How should I store my batteries?

You should store your hearing aid batteries at room temperature. Avoid storing your batteries in hot places since heat will shorten the life of the batteries. Refrigeration is also not recommended. Batteries should not be carried loose in your pocket or purse. If a battery inadvertently comes into contact with a metal object such as coins or keys the battery may discharge, leak or in rare incidences even rupture. To prevent this from occurring keep unused batteries in the original packaging or in a battery holder.







Batteries that have been fully discharged can be thrown in your regular trash. Store and discard batteries in places that cannot be reached by infants or children. If a battery is swallowed, see a doctor immediately. For recommended treatment, ***call the National Button Battery Hotline collect at 202-625-3333.***

5. Why is there a tab on my zinc battery?

A zinc air battery uses air outside the battery as a source of power. The factory applied tab seals the air holes in the battery and ensures freshness until you are ready to use the battery. Do not remove the tab until you are ready to use the battery. To activate the battery, you simply remove the tab. After removing the tab, wait about one minute prior to inserting the battery into your hearing aid. This allows sufficient time for the air to enter and activate the ingredients. Replacing the tab when the battery is not in use will not extend the battery life.



Battery Size Cross Reference

Battery Size	5	10	13	312	675	675HP
Color Code	Red	Yellow	Orange	Brown	Blue	IMPLANT
Battery Manufacturer						
I.E.C.		PR70	PR48	PR41	PR44	P675HP
AARP		B010	B013	B312	B675	
Belton	B7PA	B20PA	B26PA	B347PA	B900PA	
Duracell Activair		10HP	13HP	312HP	675HP	
Duracell EasyTab		DA10H DA10N	DA13H DA13N	DA312H DA312N	DA675H DA675N	
Energizer		AC230E AC230EZ	AC13E AC13EZ	AC312E AC312EZ	AC675E AC675EZ	
Energizer Amplifier Energizer EZ Chg		AC10 EZ10	AC13 EZ13	AC312 EZ312	AC675 EZ675	
iCellTech		10DS	13DS	312DS	675DS	675CI
Miracle Ear	ME5Z	ME10Z	ME8Z	ME7Z	ME9Z	
Panasonic	PR5H	PR230H	PR13H	PR312H	PR675H	
Powertone VARTA		P10	P13	P312	P675	P675IP
Rayovac Extra	5AE	10AE	13AE	312AE	675AE	
Rayovac L-Series (Was Loud'n Clear)		L10ZA	L13ZA	L312ZA	L675A	675CP 675CA
Rayovac ProLine	5A	10A	13A	312A	675A	
Renata	ZA5	ZA10	ZA13	ZA312	ZA675	
Siemens	5SA	10SA	13SA	312SA	675SA	
SONY		10	13	312	675	
Starkey	S5A	S10A	S13A	S312A	S675A	
Walgreens		W10ZA	W13ZA	W312ZA	W675ZA	
Zenipower		A10	A13	A312	A675	A675P